

Midwest® Tradition® / Quiet-Air® Quick-Connect Maintenance Adapter Instructions for Use

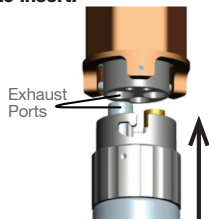
Intended Use: Use when maintaining Midwest Tradition® / Quiet-air® Highspeed Handpieces installed with a Quick Connect Adapter Kit (REF 380354) on an automated handpiece maintenance system.

Contraindications: Do not sterilize maintenance adapter.

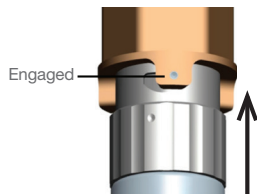
Warning: This adapter is for maintenance use only. Not for use on dental delivery systems.

To connect fixed back-end handpieces with a Quick-Connect adapter:

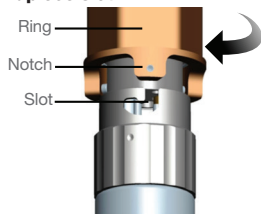
- 1** Align exhaust ports and push handpiece up to insert.



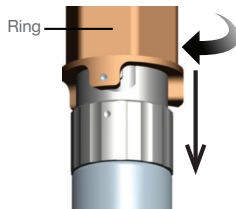
- 3** Push handpiece up to engage.



- 2** Turn ring to line up ring notch with handpiece slot.

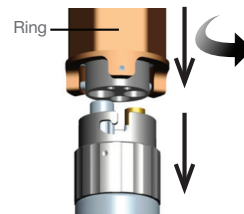


- 4** Pull ring down & rotate clockwise to lock.



To Disconnect:

- 1** Pull ring down, turn counterclockwise and pull handpiece down.



DENTSPLY

87472-0813

Manufactured for:
DENTSPLY Professional
A division of DENTSPLY International
901 West Oakton Street
Des Plaines, IL 60018-1843 USA

Imported & Distributed by:
DENTSPLY Canada
161 Vinyl Court
Woodbridge, Ontario
L4L 4A3

Technical Customer Service
1.800.800.7202