


























<u>Automate Maintenance Coupler</u>	<u>Description</u>	<u>Midwest Number</u>	<u>Photo Reference - If it looks like this in Operatory:</u>	<u>Notes</u>
	Q-Tubing Connection Adapter *	380410		Any Fixed back with a Midwest Q Adapter
	Shorty/Rhino Attachment Adapter*	380420		Midwest Attachments ONLY
	E-Type Attachment Adapter*	380430		ALL E-Type Electric or Air
	Stylus Adapter	380090		Stylus Type
	ATC Adapter	880090		ATC ONLY
	MULTiflex Type Adapter	380450		Fits ANY MULTiflex back end
	KaVo Lowspeed INTRA Head Adapter	380440		Fits ANY removable KaVo Head (KaVo ONLY)
	W&H Type Adapter	380460		For W&H where Bulb is in the Handpiece
	Star Type Adapter	380470		Black or Silver are the same
	NSK Type Adapter	380480		
	Bien-Air Type Adapter	380490		Newer Bien-Air products
	Sirona Highspeed Type Adapter	380510		
	Sirona Type Lowspeed Adapter	380520		For Attachments that go on the SL Motor

****Comes with a New Automate***